



Swann-Morton®

Skin sutures generally are removed from five to eight days after application, with sutures on the neck or face generally being removed slightly sooner.

Absorbable sutures lose enough strength in that period that they can often be removed without cutting, but non-absorbables will need to be cut out.



DR. CHRIS HALE/SCIENCE PHOTO LIBRARY



MARK CLARKE/SCIENCE PHOTO LIBRARY

- 1 If necessary clean the area thoroughly with an appropriate solution. Hold the free end of the suture then slide under the Stitch Cutter so it lies flat to the patients skin.
- 2 Rotate the stitch cutter gently upwards so that the cutting edge contacts the suture material as close as possible to where it enters the skin.
- 3 Gently pull the suture out ensuring that the section which has been exposed to the outside world is not drawn through the wound thus introducing potential contamination and an increased risk of post infection.


Requiring no handles, the Standard Stitch Cutter is in Carbon Steel, the Midi and Long version in Stainless Steel. Available individually foil-wrapped in sterile pack of 100.



All medical devices comply with the Medical Device Directive, 93/42/EEC as referred by Part II of the Medical Devices Regulations, 2002, Annex A, including section 4 (as modified by Part 2 of Schedule 26 to the Medical Devices Regulations, 2002).



EMS 633531



ENMS 633525



FM 73368



Scan this code for more product information

91 and the 'ring pattern' logo are registered trademarks of 91 Limited and related companies. The products shown are manufactured for use by trained health care professionals and can cause injury if used or handled incorrectly. The information and illustrations used in connection with the products shown on this leaflet are for general guidance only and users must seek proper training and instruction in their use before using or handling such products. 91 Limited exclude all liability for injury to the extent permitted by law.